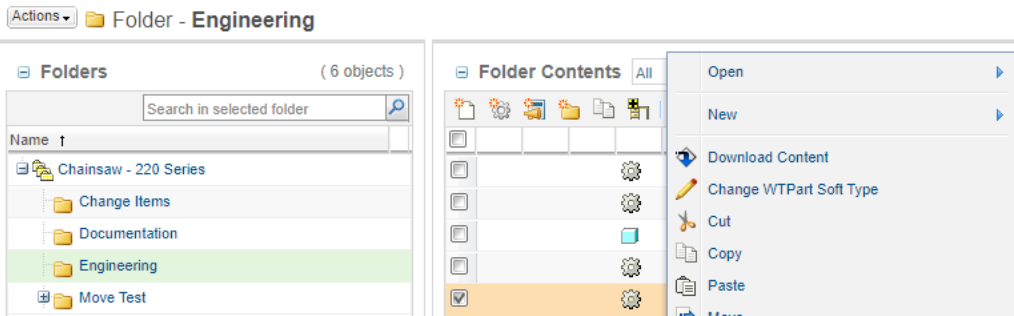
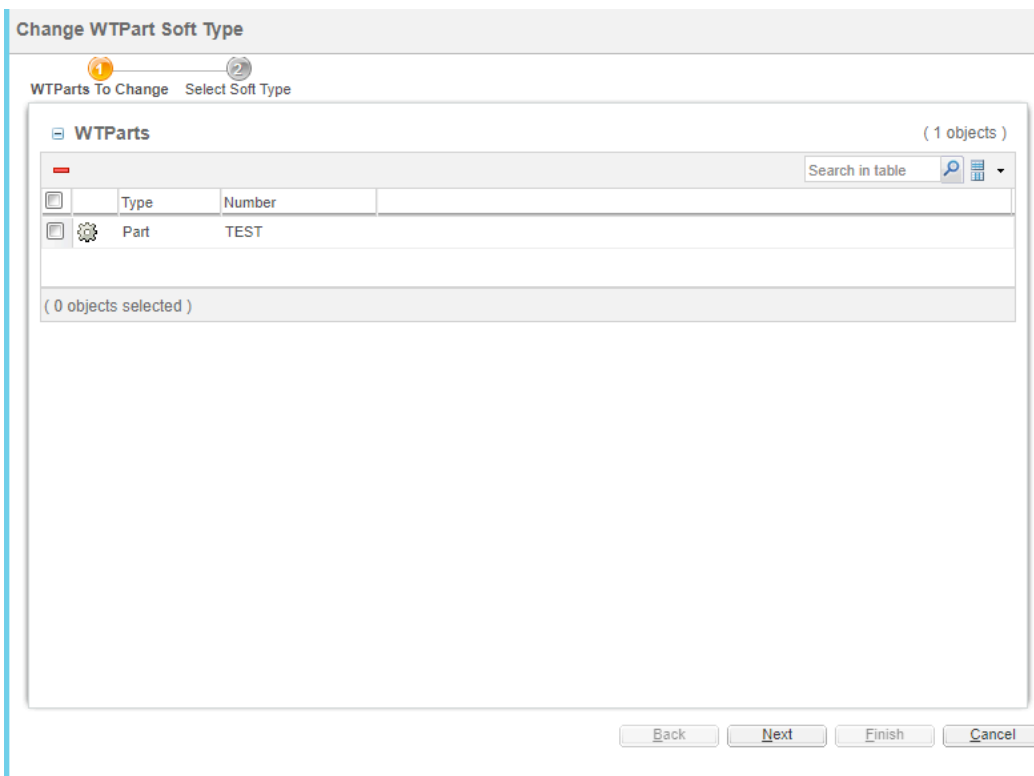


Change WTPart Soft Type Application

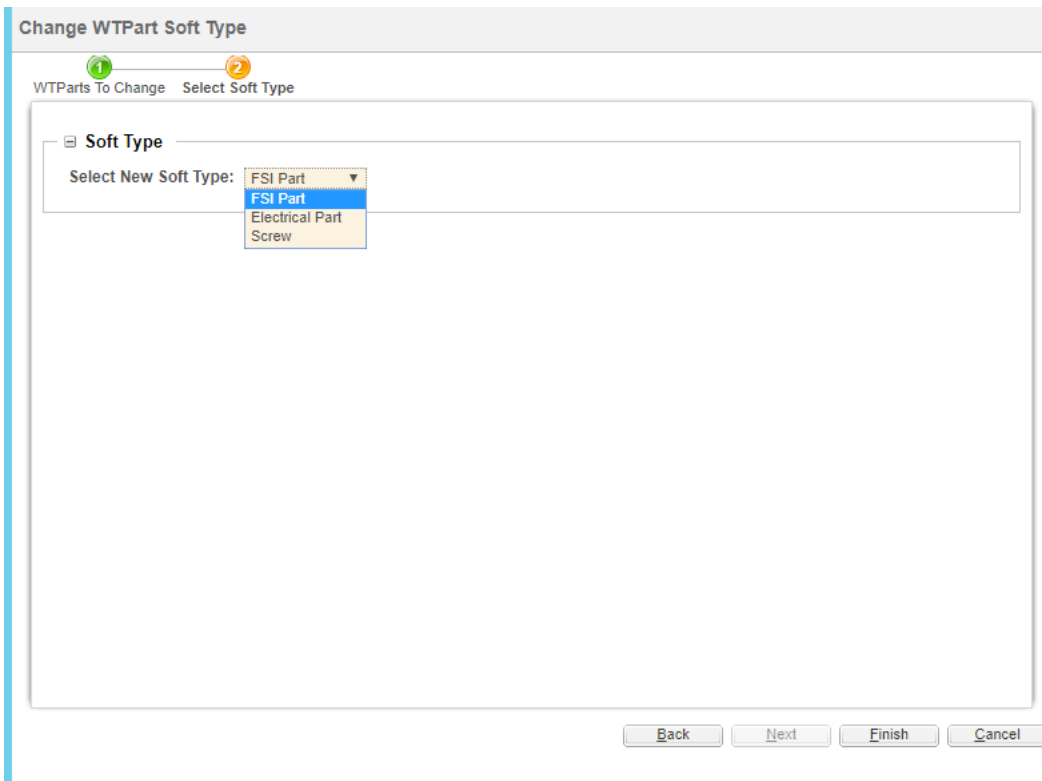
The Change WTPart Soft Type Application will allow a user to change a WTPart from one type to another. Under the actions dropdown you will see the Change WTPart Soft Type action. Clicking this action starts a wizard that will allow the user to change the type.



The first step in the wizard shows a list of the WTParts that you selected.



The second step in the wizard allows you to select the new soft type.



There is a preference that can be set that allows only WTParts in certain lifecycle states to be changed.

The screenshot shows the "Preference Management" window. At the top, there is a "Preference Management" label and a dropdown menu set to "Standard". Below this is a table with the following columns: "Name", "Value", and "Description". The table contains several rows, with the "Change WTPart Soft Type" row highlighted in orange. Below this row, the "Allowed lifecycle states" preference is visible with a value of "Working;InWork".

Name	Value	Description
Add to Baseline		Add to Baseline operation preferences
Advanced Assembly Editor		Advanced Assembly Editor Preferences
Arbortext		Arbortext Preferences
Associativity		Contains the preferences that are specific to the associativity area.
Attachments		
Attribute Handling		
Business Administrative Change Promotion		
Change Management		Change Management preferences
Change WTPart Soft Type		Change WTPart Soft Type Preferences
Allowed lifecycle states	Working;InWork	Set the allowed lifecycle states.

Set Preference



Name : Allowed lifecycle states
Description : Set the lifecycle state(s) you want to allow soft type changes to. Separate entries with a ; (semicolon).
Context : Site
Value : Working,InWork
Comments :
Locked :

Revert to Default OK Cancel